



Idaho Regional Championship, presented by Yamaha


GENERAL STADIUM INFORMATION

P1FCU-Kibbie Dome – Moscow, ID




WARM-UP AREAS:

- Band/Color Guard warm-up areas are on an artificial turf field east of the stadium.
- Pit warm-up is on the sidewalks north of the stadium (paved).



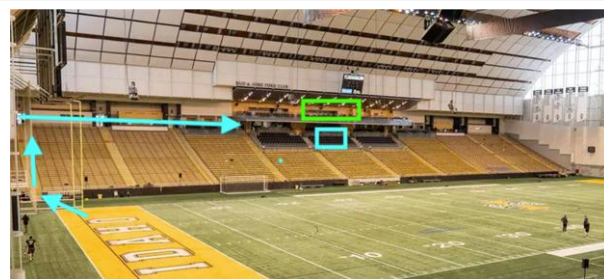
FIELD ENTRY/EXIT GATES:

- All entry/exit gates are through a hallway and door that is 9'6" wide and 13' high.
- Pit and all props will enter AND exit from FRONT Side 2
- Bands will enter BACK side 2.
- Everyone will exit front side 2.



FIELD MARKINGS:

- NCAA/Texas High School hash marks will be marked in WHITE, 60' from the front and back sidelines, and 40' apart these will be marked every yard.
- Traditional High School hashes will be marked in yellow 53'4" from the front and back sidelines and 53'4" apart. These will be marked every 5 yards



DIRECTOR VIEWING AREA AND JUDGING AREA:

- The Director Viewing Area is in Section 6 noted by the teal box, and is accessible from the stairs at the endzone, noted with teal arrows.
- Judges will be located on the Bud and June Ford Club Level, noted with a green box.
- Please note, bands will play away from the press box toward the south end of the dome.